

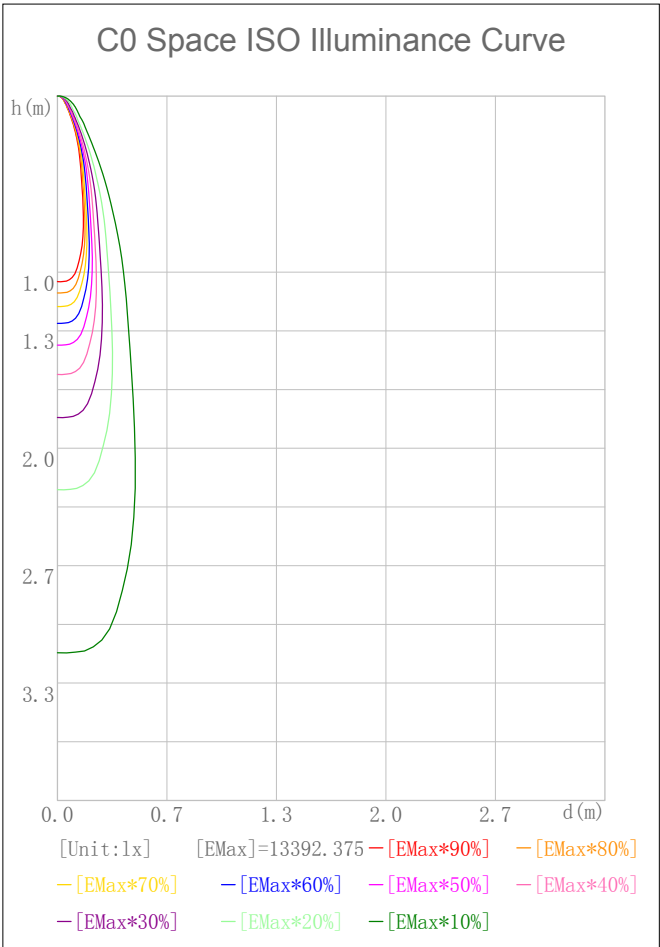
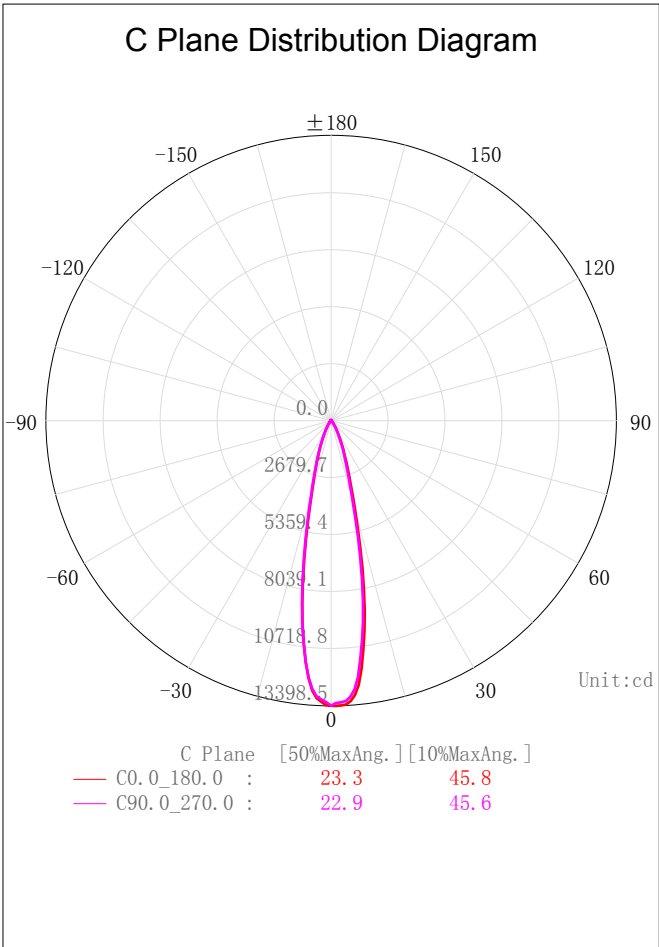
Indoor Luminaire Photometric Data

Description Information

Luminary Name: TR05-35-XX-01 3000K RA90 24D		Lum. Catalog:	Test ID: 01
Lamp Name:		Lamp Catalog: LED	Test Date: 2019/11/25
Manufacture: Shenzhen Norming Lighting Co., Ltd		Shld. Ang(°):	Test Machine:GON-2000
Test Lab: QUality peatment		Frequency (Hz):	Lamp CCT (K): Ra:
Lum. Size (W*L*H):0.070m*0.070m*0.266m		Lum. Area (m2):0.024	Lum. W (kg): 0.000
Test System: C, γ	Test Step: C=90.0 γ=1.0	Temp. (°C): 25	Humidity(%): 50.0

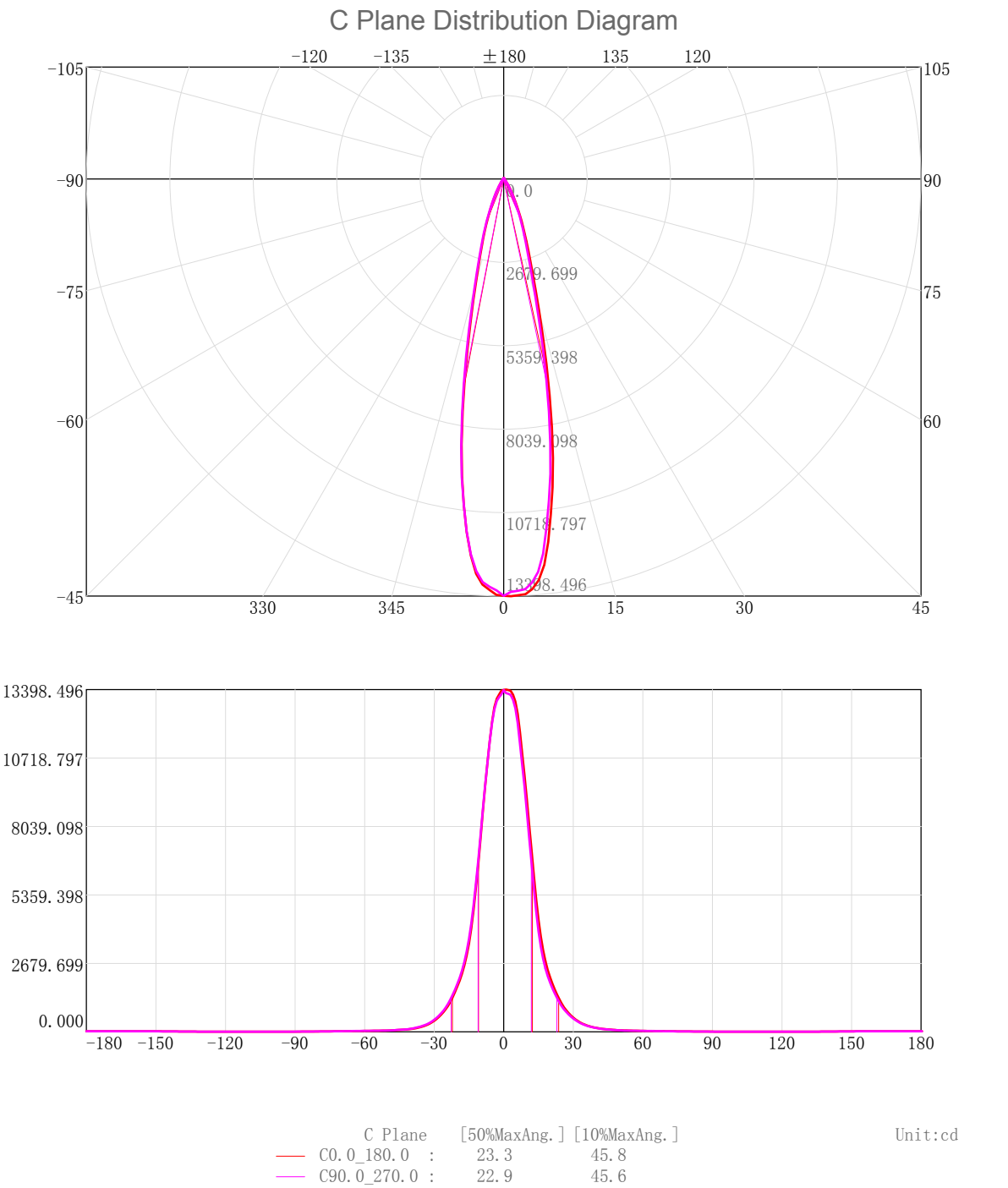
Character Parameter

Lamp Speciality Parameter		Luminaire Speciality Parameter	
Rated Flux(lm): 3095.750	Luminary Flux(lm): 3095.750	Field Angle(10%Imax): 45.8(°)	
Rated Power(W):	Luminary Efficiency: 100.00%	Down Lumens&Percent: 3007.345lm 97.14%	
Rated Voltage(V):	Luminary EER(lm/W): 91.509	Up Lumens&Percent: 88.405lm 2.86%	
Tested Power(W): 33.830	Max. Candela(cd): 13398.496	S/MH: C0_a180=0.397 C90_270=0.392	
Lamps' Inside: 1	Max Cand@Ang. (°): C=0.0 γ=1.0	CIE Type: Semi-Direct	
Tested Electrics (V, A, pf):240.0, 0.142, 0.989	Beam Angle(50%Imax): 23.3(°)	ErP ϕ use(90°): 2833.488lm	
Lamp Size (W*L*H):0.070m*0.070m*0.266m	Left=-10.9°, Right=12.4°	IRF(%): 922.471	



2D Plane Light Intensity Distribution Curve

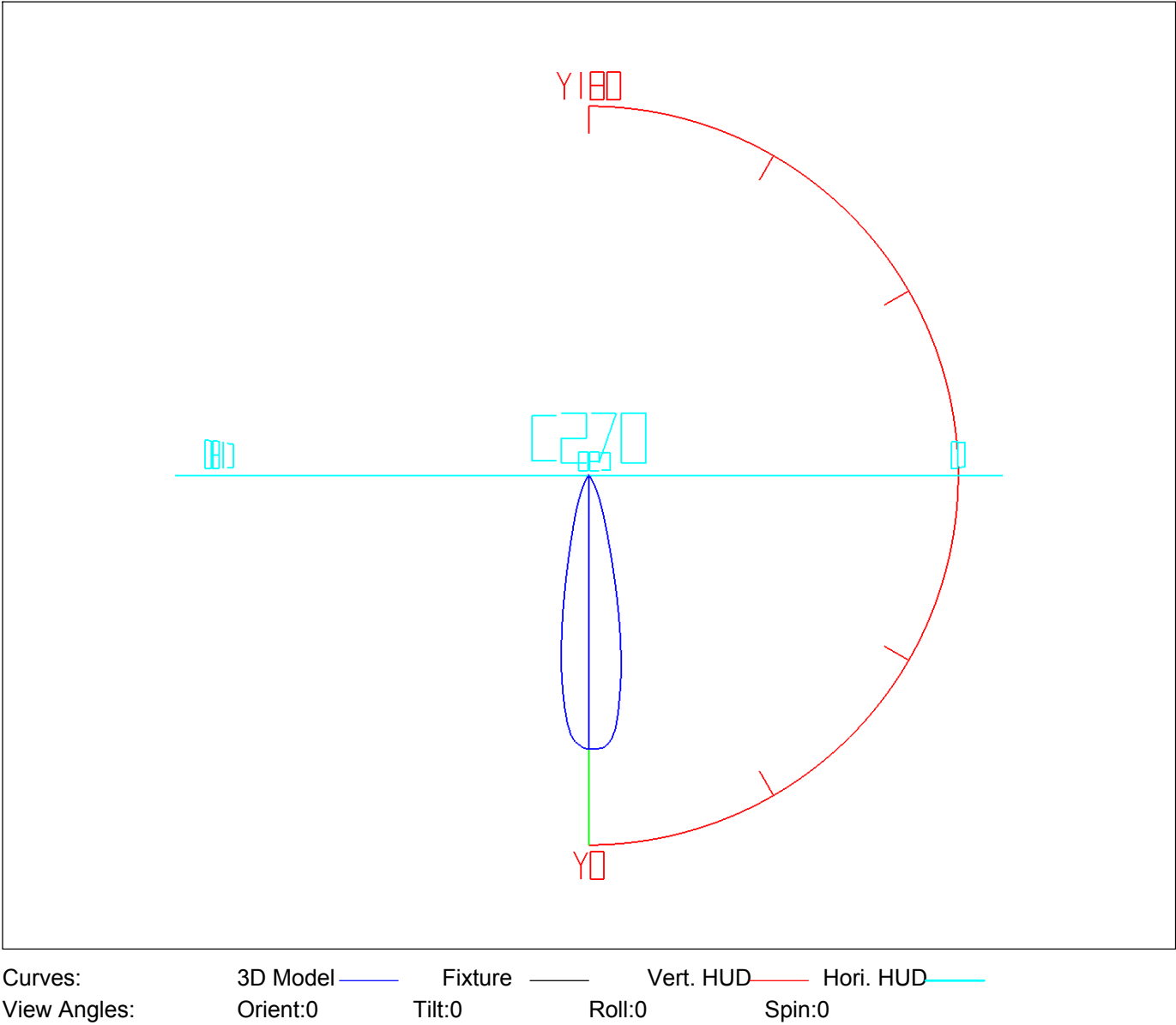
Lum. Name:TR05-35-XX-01 3000K RA90 24D	Lum. Catalog:	Test ID:01
Lamp Name:	Lamp Catalog: LED	Test Lab: QQualty peatment
Manufacture: Shenzhen Norming Lighting Co., Ltd	Test Machine:GON-2000	Test Date: 2019/11/25



3D Light Intensity Distribution Modal

Lum. Name:TR05-35-XX-01 3000K RA90 24D	Lum. Catelog:	Test ID:01
Lamp Name:	Lamp Catelog:LED	Test Lab:QQualty peatment
Manufacture:Shenzhen Norming Lighting Co., Ltd	Test Machine:GON-2000	Test Date:2019/11/25

3D Light Intensity Distribution Modal



Zonal Flux Tabulation

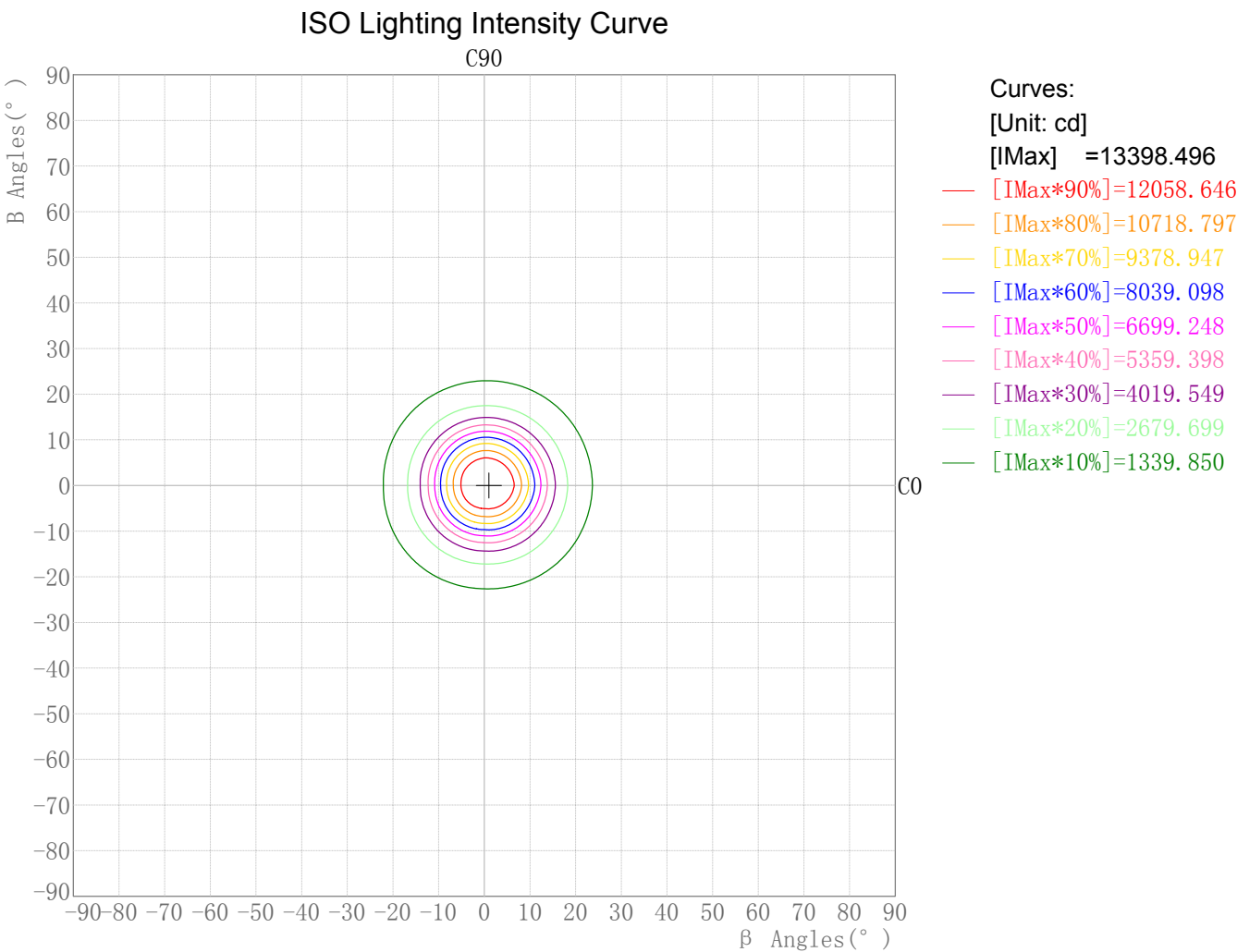
Zone(γ)	Zone Flux (lm)	Sums Flux (lm)	Zone%Lamp	Sums%Lamp	Zone(γ)	Zone Flux (lm)	Sums Flux (lm)	Zone%Lamp	Sums%Lamp
0.0-1.0	12.77	12.77	0.41	0.41	47.0-48.0	5.88	2877.00	0.19	92.93
1.0-2.0	38.09	50.86	1.23	1.64	48.0-49.0	5.46	2882.46	0.18	93.11
2.0-3.0	63.06	113.92	2.04	3.68	49.0-50.0	5.17	2887.63	0.17	93.28
3.0-4.0	87.08	201.00	2.81	6.49	50.0-51.0	4.97	2892.60	0.16	93.44
4.0-5.0	109.00	310.01	3.52	10.01	51.0-52.0	4.81	2897.41	0.16	93.59
5.0-6.0	127.66	437.66	4.12	14.14	52.0-53.0	4.67	2902.08	0.15	93.74
6.0-7.0	141.88	579.55	4.58	18.72	53.0-54.0	4.55	2906.64	0.15	93.89
7.0-8.0	151.53	731.07	4.89	23.62	54.0-55.0	4.45	2911.09	0.14	94.03
8.0-9.0	157.13	888.20	5.08	28.69	55.0-56.0	4.35	2915.43	0.14	94.18
9.0-10.0	158.28	1046.48	5.11	33.80	56.0-57.0	4.25	2919.69	0.14	94.31
10.0-11.0	154.82	1201.30	5.00	38.80	57.0-58.0	4.16	2923.84	0.13	94.45
11.0-12.0	147.73	1349.03	4.77	43.58	58.0-59.0	4.06	2927.90	0.13	94.58
12.0-13.0	137.96	1486.99	4.46	48.03	59.0-60.0	3.96	2931.86	0.13	94.71
13.0-14.0	126.65	1613.64	4.09	52.12	60.0-61.0	3.86	2935.73	0.12	94.83
14.0-15.0	115.20	1728.84	3.72	55.85	61.0-62.0	3.76	2939.49	0.12	94.95
15.0-16.0	104.79	1833.63	3.38	59.23	62.0-63.0	3.66	2943.15	0.12	95.07
16.0-17.0	95.78	1929.42	3.09	62.32	63.0-64.0	3.56	2946.70	0.11	95.19
17.0-18.0	88.04	2017.46	2.84	65.17	64.0-65.0	3.46	2950.16	0.11	95.30
18.0-19.0	81.33	2098.79	2.63	67.80	65.0-66.0	3.35	2953.51	0.11	95.41
19.0-20.0	75.32	2174.10	2.43	70.23	66.0-67.0	3.24	2956.74	0.10	95.51
20.0-21.0	69.71	2243.82	2.25	72.48	67.0-68.0	3.13	2959.88	0.10	95.61
21.0-22.0	64.28	2308.10	2.08	74.56	68.0-69.0	3.03	2962.91	0.10	95.71
22.0-23.0	58.94	2367.03	1.90	76.46	69.0-70.0	2.93	2965.84	0.09	95.80
23.0-24.0	53.66	2420.69	1.73	78.19	70.0-71.0	2.83	2968.67	0.09	95.90
24.0-25.0	48.56	2469.25	1.57	79.76	71.0-72.0	2.74	2971.41	0.09	95.98
25.0-26.0	43.85	2513.10	1.42	81.18	72.0-73.0	2.65	2974.06	0.09	96.07
26.0-27.0	39.62	2552.72	1.28	82.46	73.0-74.0	2.56	2976.63	0.08	96.15
27.0-28.0	35.76	2588.49	1.16	83.61	74.0-75.0	2.48	2979.11	0.08	96.23
28.0-29.0	32.20	2620.69	1.04	84.65	75.0-76.0	2.40	2981.50	0.08	96.31
29.0-30.0	28.93	2649.61	0.93	85.59	76.0-77.0	2.31	2983.82	0.07	96.38
30.0-31.0	25.94	2675.55	0.84	86.43	77.0-78.0	2.24	2986.05	0.07	96.46
31.0-32.0	23.22	2698.77	0.75	87.18	78.0-79.0	2.16	2988.21	0.07	96.53
32.0-33.0	20.79	2719.56	0.67	87.85	79.0-80.0	2.08	2990.29	0.07	96.59
33.0-34.0	18.63	2738.19	0.60	88.45	80.0-81.0	2.01	2992.30	0.06	96.66
34.0-35.0	16.72	2754.91	0.54	88.99	81.0-82.0	1.94	2994.24	0.06	96.72
35.0-36.0	15.06	2769.97	0.49	89.48	82.0-83.0	1.87	2996.11	0.06	96.78
36.0-37.0	13.60	2783.58	0.44	89.92	83.0-84.0	1.80	2997.91	0.06	96.84
37.0-38.0	12.32	2795.90	0.40	90.31	84.0-85.0	1.74	2999.64	0.06	96.90
38.0-39.0	11.19	2807.08	0.36	90.68	85.0-86.0	1.67	3001.31	0.05	96.95
39.0-40.0	10.18	2817.26	0.33	91.00	86.0-87.0	1.60	3002.91	0.05	97.00
40.0-41.0	9.29	2826.56	0.30	91.30	87.0-88.0	1.53	3004.44	0.05	97.05
41.0-42.0	8.56	2835.12	0.28	91.58	88.0-89.0	1.47	3005.92	0.05	97.10
42.0-43.0	8.00	2843.12	0.26	91.84	89.0-90.0	1.43	3007.35	0.05	97.14
43.0-44.0	7.58	2850.70	0.24	92.08	90.0-91.0	1.39	3008.74	0.05	97.19
44.0-45.0	7.22	2857.92	0.23	92.32	91.0-92.0	1.36	3010.10	0.04	97.23
45.0-46.0	6.84	2864.75	0.22	92.54	92.0-93.0	1.33	3011.44	0.04	97.28
46.0-47.0	6.37	2871.12	0.21	92.74	93.0-94.0	1.31	3012.74	0.04	97.32

Zonal Flux Tabulation - (Cont.)

Zone(γ)	Zone Flux (lm)	Sums Flux (lm)	Zone%Lamp	Sums%Lamp	Zone(γ)	Zone Flux (lm)	Sums Flux (lm)	Zone%Lamp	Sums%Lamp
94.0-95.0	1.28	3014.03	0.04	97.36	141.0-142.0	1.23	3062.82	0.04	98.94
95.0-96.0	1.26	3015.28	0.04	97.40	142.0-143.0	1.26	3064.08	0.04	98.98
96.0-97.0	1.23	3016.52	0.04	97.44	143.0-144.0	1.28	3065.35	0.04	99.02
97.0-98.0	1.21	3017.73	0.04	97.48	144.0-145.0	1.29	3066.65	0.04	99.06
98.0-99.0	1.19	3018.92	0.04	97.52	145.0-146.0	1.31	3067.96	0.04	99.10
99.0-100.0	1.17	3020.09	0.04	97.56	146.0-147.0	1.32	3069.27	0.04	99.14
100.0-101.0	1.15	3021.24	0.04	97.59	147.0-148.0	1.32	3070.59	0.04	99.19
101.0-102.0	1.13	3022.38	0.04	97.63	148.0-149.0	1.32	3071.92	0.04	99.23
102.0-103.0	1.12	3023.49	0.04	97.67	149.0-150.0	1.32	3073.24	0.04	99.27
103.0-104.0	1.10	3024.59	0.04	97.70	150.0-151.0	1.31	3074.55	0.04	99.32
104.0-105.0	1.09	3025.68	0.04	97.74	151.0-152.0	1.30	3075.85	0.04	99.36
105.0-106.0	1.07	3026.75	0.03	97.77	152.0-153.0	1.28	3077.13	0.04	99.40
106.0-107.0	1.06	3027.82	0.03	97.81	153.0-154.0	1.26	3078.38	0.04	99.44
107.0-108.0	1.05	3028.87	0.03	97.84	154.0-155.0	1.23	3079.61	0.04	99.48
108.0-109.0	1.04	3029.91	0.03	97.87	155.0-156.0	1.20	3080.81	0.04	99.52
109.0-110.0	1.03	3030.94	0.03	97.91	156.0-157.0	1.17	3081.98	0.04	99.56
110.0-111.0	1.01	3031.95	0.03	97.94	157.0-158.0	1.13	3083.11	0.04	99.59
111.0-112.0	1.00	3032.96	0.03	97.97	158.0-159.0	1.09	3084.20	0.04	99.63
112.0-113.0	0.99	3033.95	0.03	98.00	159.0-160.0	1.05	3085.25	0.03	99.66
113.0-114.0	0.98	3034.92	0.03	98.04	160.0-161.0	1.01	3086.25	0.03	99.69
114.0-115.0	0.97	3035.89	0.03	98.07	161.0-162.0	0.96	3087.22	0.03	99.72
115.0-116.0	0.96	3036.85	0.03	98.10	162.0-163.0	0.92	3088.13	0.03	99.75
116.0-117.0	0.94	3037.79	0.03	98.13	163.0-164.0	0.87	3089.00	0.03	99.78
117.0-118.0	0.94	3038.73	0.03	98.16	164.0-165.0	0.82	3089.82	0.03	99.81
118.0-119.0	0.93	3039.66	0.03	98.19	165.0-166.0	0.77	3090.59	0.02	99.83
119.0-120.0	0.92	3040.58	0.03	98.22	166.0-167.0	0.72	3091.30	0.02	99.86
120.0-121.0	0.91	3041.49	0.03	98.25	167.0-168.0	0.66	3091.97	0.02	99.88
121.0-122.0	0.91	3042.40	0.03	98.28	168.0-169.0	0.61	3092.58	0.02	99.90
122.0-123.0	0.90	3043.30	0.03	98.31	169.0-170.0	0.56	3093.13	0.02	99.92
123.0-124.0	0.90	3044.21	0.03	98.34	170.0-171.0	0.50	3093.64	0.02	99.93
124.0-125.0	0.91	3045.11	0.03	98.36	171.0-172.0	0.45	3094.08	0.01	99.95
125.0-126.0	0.91	3046.02	0.03	98.39	172.0-173.0	0.39	3094.48	0.01	99.96
126.0-127.0	0.91	3046.94	0.03	98.42	173.0-174.0	0.34	3094.82	0.01	99.97
127.0-128.0	0.92	3047.86	0.03	98.45	174.0-175.0	0.29	3095.10	0.01	99.98
128.0-129.0	0.93	3048.79	0.03	98.48	175.0-176.0	0.23	3095.34	0.01	99.99
129.0-130.0	0.94	3049.73	0.03	98.51	176.0-177.0	0.18	3095.52	0.01	99.99
130.0-131.0	0.96	3050.70	0.03	98.54	177.0-178.0	0.13	3095.65	0.00	100.00
131.0-132.0	0.98	3051.67	0.03	98.58	178.0-179.0	0.08	3095.72	0.00	100.00
132.0-133.0	1.00	3052.67	0.03	98.61	179.0-180.0	0.03	3095.75	0.00	100.00
133.0-134.0	1.02	3053.69	0.03	98.64					
134.0-135.0	1.05	3054.74	0.03	98.68					
135.0-136.0	1.07	3055.81	0.03	98.71					
136.0-137.0	1.10	3056.91	0.04	98.75					
137.0-138.0	1.13	3058.04	0.04	98.78					
138.0-139.0	1.16	3059.19	0.04	98.82					
139.0-140.0	1.18	3060.38	0.04	98.86					
140.0-141.0	1.21	3061.59	0.04	98.90					

Rectangle ISO Lighting Intensity Diagram

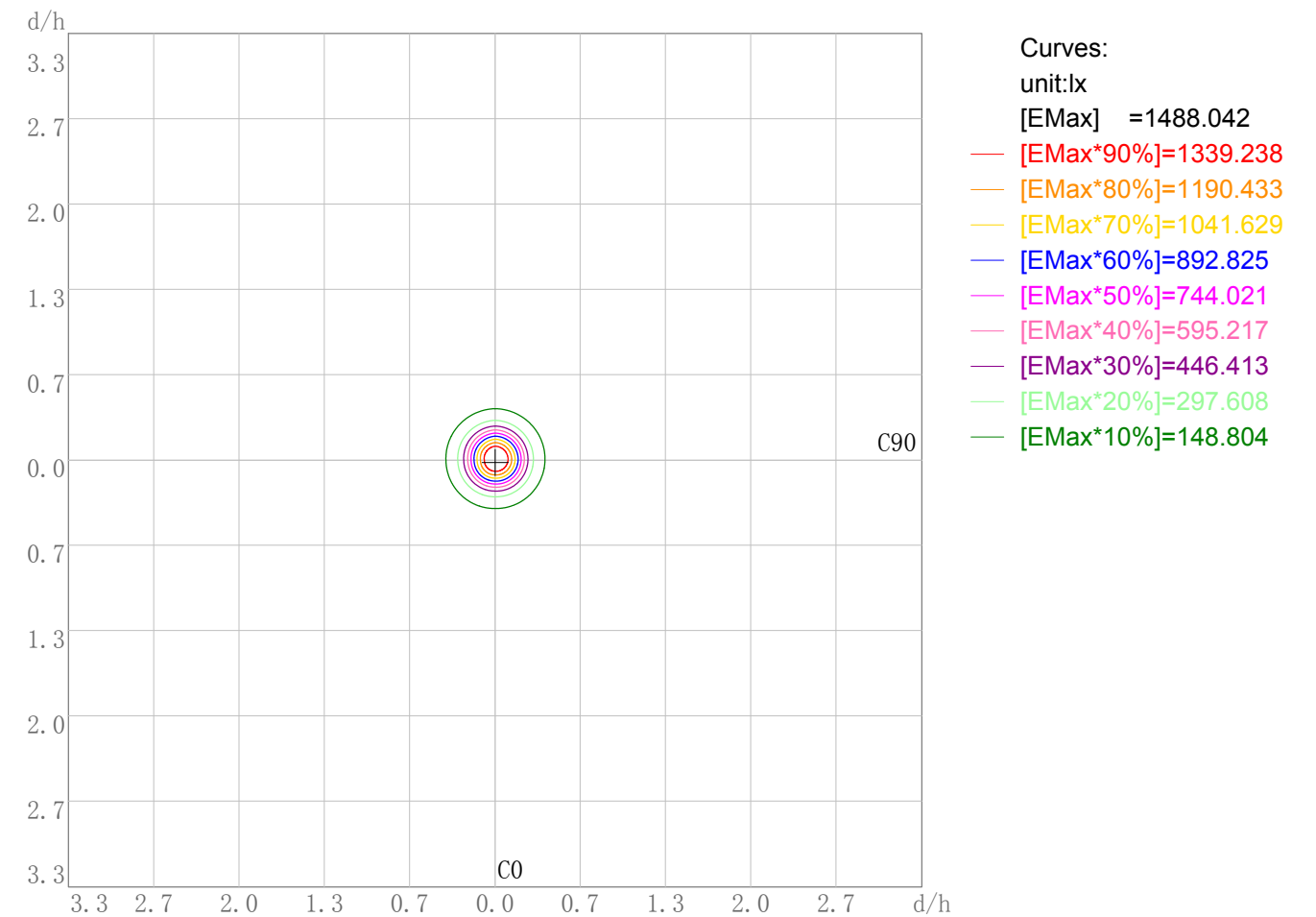
Lum. Name:TR05-35-XX-01 3000K RA90 24D	Lum. Catelog:	Test ID:01
Lamp Name:	Lamp Catelog:LED	Test Lab:Quality peatment
Manufacture:Shenzhen Norming Lighting Co., Ltd	Test Machine:GON-2000	Test Date:2019/11/25



Plane ISO-Illuminance Diagram

Lum. Name:TR05-35-XX-01 3000K RA90 24D	Lum. Catalog:	Test ID:01
Lamp Name:	Lamp Catalog: LED	Test Lab: Quality peatment
Manufacture: Shenzhen Norming Lighting Co., Ltd	Test Machine:GON-2000	Test Date: 2019/11/25

Plane ISO-Illuminance Curve



Working Plane Luminaire Mounting Height(m): 3.00
Working Plane Maximum Illuminance(lx): 1488.04
Working Plane Maximum Illuminance Position(d/h):H0.0 V0.0

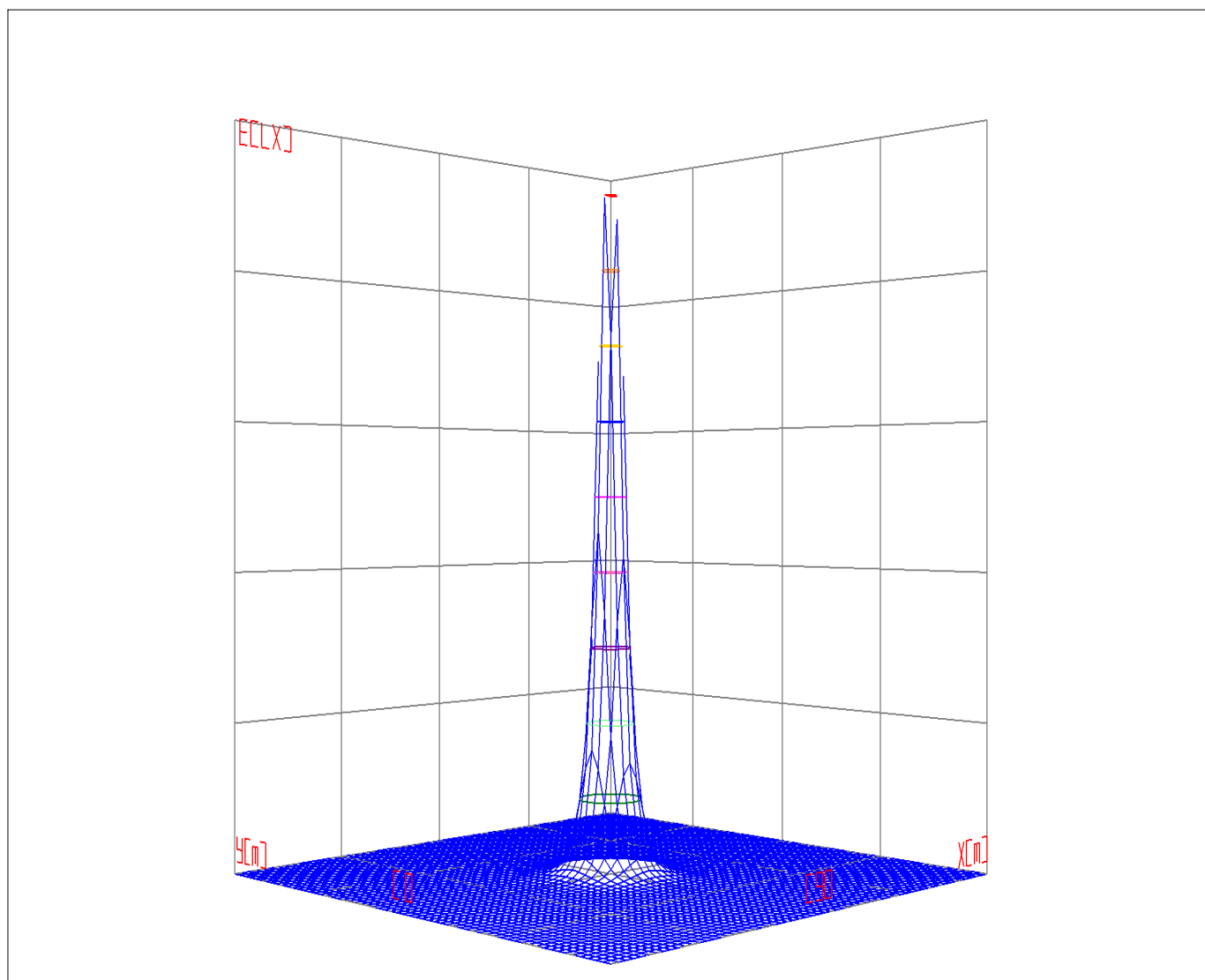
IES Indoor Report

Photometric Filename:TR05-35-XX-01 3000K RA90 24D IES.IES

3D Plane ISO Illuminance Diagram

Lum. Name: TR05-35-XX-01 3000K RA90 24D	Lum. Catalog:	Test ID: 01
Lamp Name:	Lamp Catalog: LED	Test Lab: Quality peatment
Manufacture: Shenzhen Norming Lighting Co., Ltd	Test Machine:GON-2000	Test Date: 2019/11/25

3D Plane Illuminance Modal

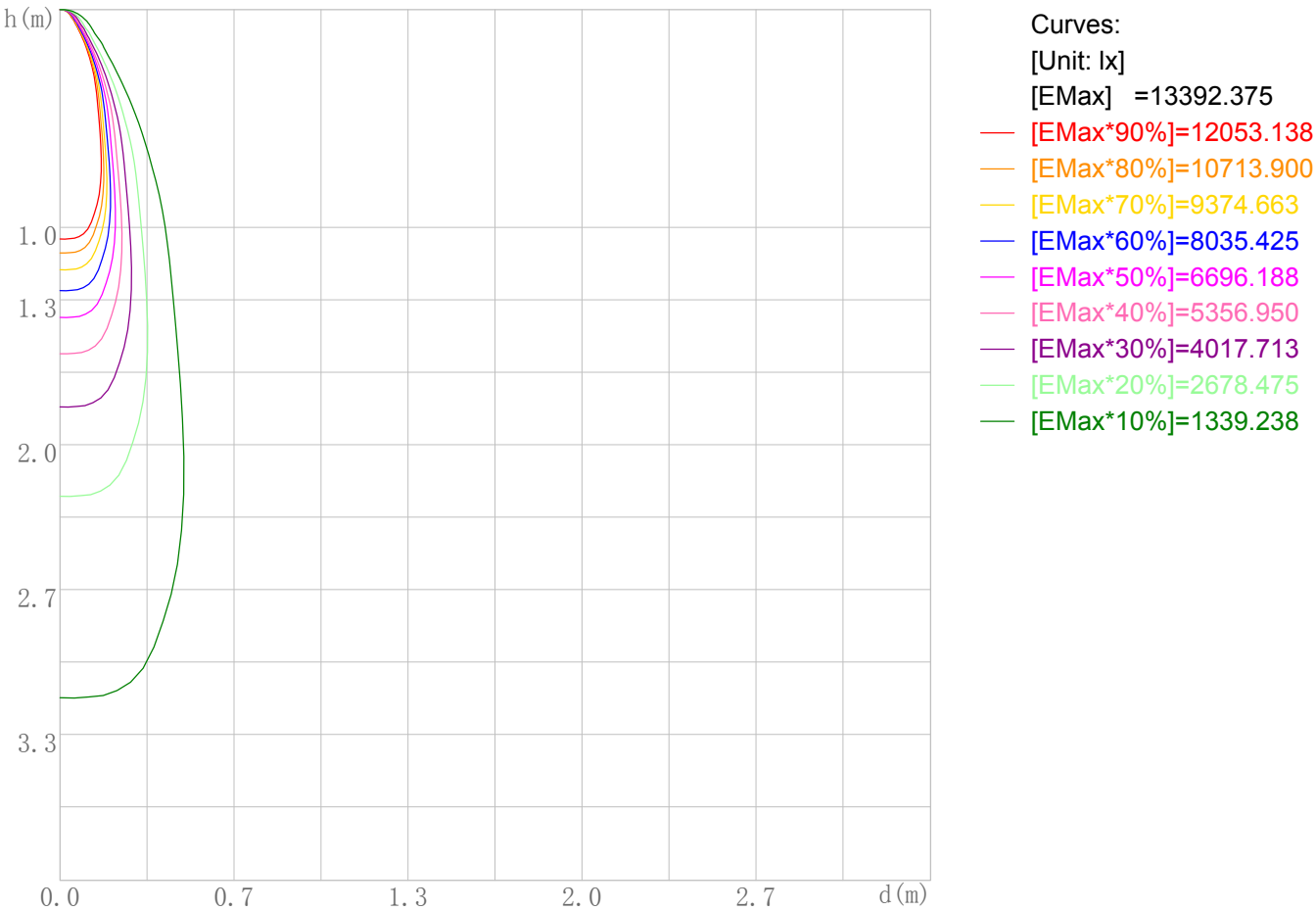


Curves: 3D Model — 90% — 80% — 70% — 60% — 50% — 40% — 30% — 20% — 10% —
View Angles(deg): 0 Height(m): 3.0 Distance(m): 10.0

Space ISO Illuminance Diagram

Lum. Name:TR05-35-XX-01 3000K RA90 24D	Lum. Catelog:	Test ID:01
Lamp Name:	Lamp Catelog:LED	Test Lab:QQualty peatment
Manufacture:Shenzhen Norming Lighting Co., Ltd	Test Machine:GON-2000	Test Date:2019/11/25

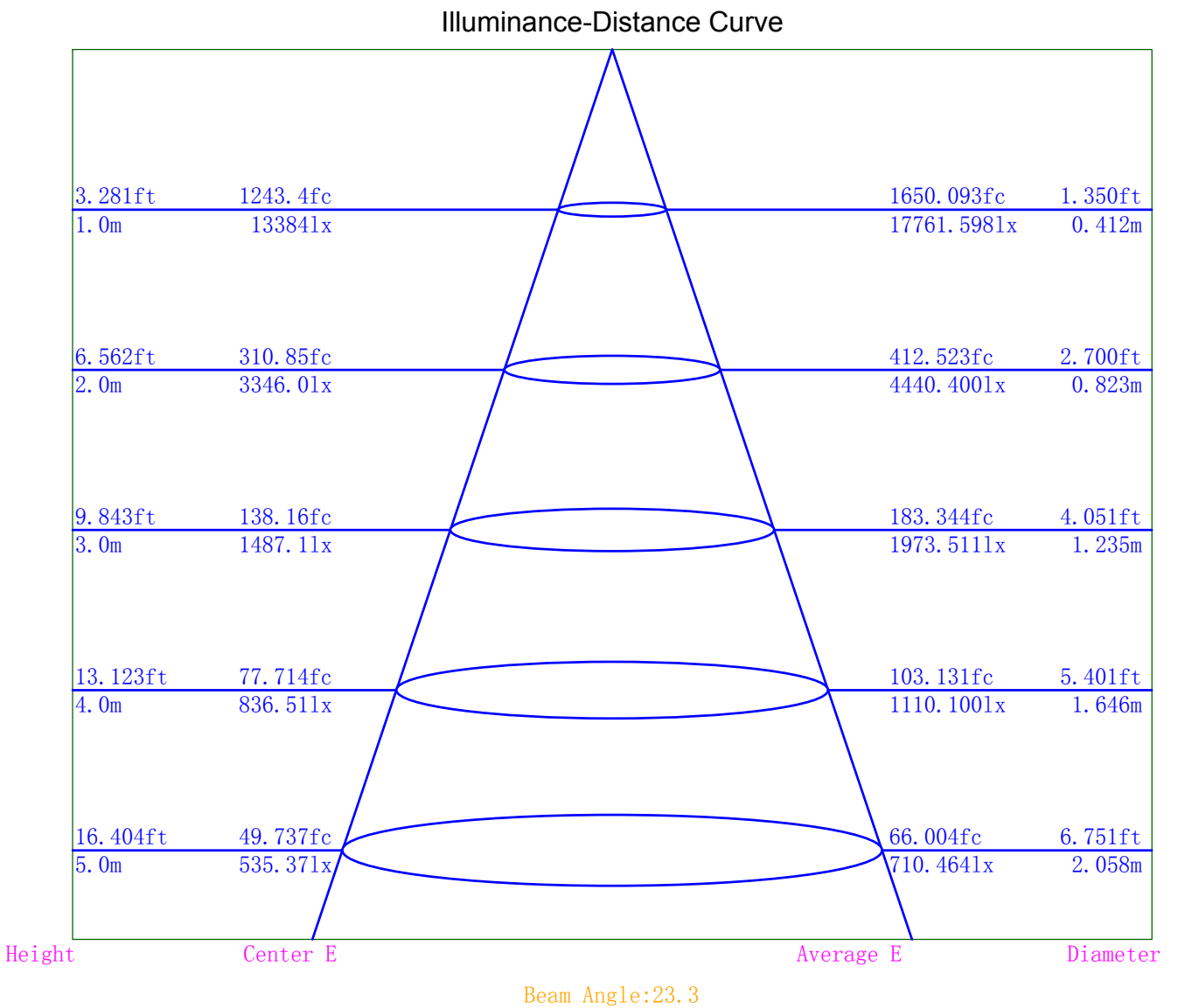
Space ISO Illuminance Curve



Space Plane Maximum Illuminance and @Angle:13392.38lx,1.0deg
Plane Maximum Lighting Intensity and @Angle:13398.496cd,0deg

Illuminance-Distance Diagram

Lum. Name:TR05-35-XX-01 3000K RA90 24D	Lum. Catelog:	Test ID:01
Lamp Name:	Lamp Catelog:LED	Test Lab:QQualty peatment
Manufacture:Shenzhen Norming Lighting Co., Ltd	Test Machine:GON-2000	Test Date:2019/11/25



Indoor Luminance Limiting Curves

Lum. Name: TR05-35-XX-01 3000K RA90 24D	Lum. Catalog:	Test ID: 01
Lamp Name:	Lamp Catalog: LED	Test Lab: Quality peatment
Manufacture: Shenzhen Norming Lighting Co., Ltd	Test Machine:GON-2000	Test Date: 2019/11/25

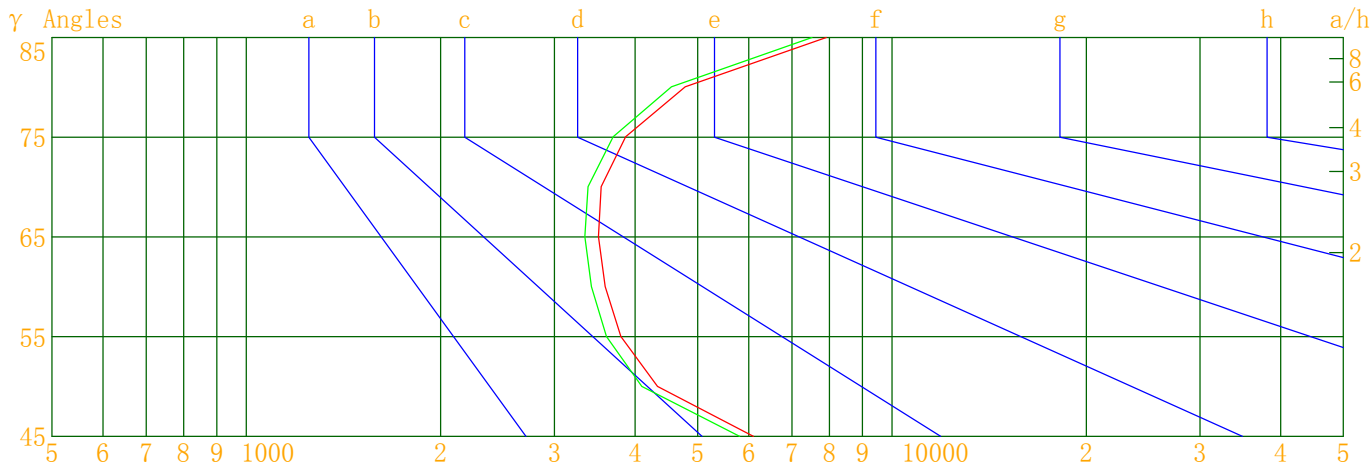
Glare Grade Table

GI	Quality	Using Illuminance							
1.15	A	2000	1000	500	<=300				
1.5	B		2000	1000	500	<=300			
1.85	C			2000	1000	500	<=300		
2.2	D				2000	1000	500	<=300	
2.55	E	a				2000	1000	500	<=300
			b	c	d	e	f	g	h

Luminance Table

Gama(deg)	45	50	55	60	65	70	75	80	85
C0	6100	4334	3802	3595	3511	3545	3869	4783	7909
C90	5808	4097	3612	3424	3344	3384	3699	4554	7517

Luminance Limiting Curve



Luminous Size: Length(m)=0.070 Width(m)=0.070 Height(m)=0.266 Area(m^2)=0.023520

Luminous Type: Without Luminous Side

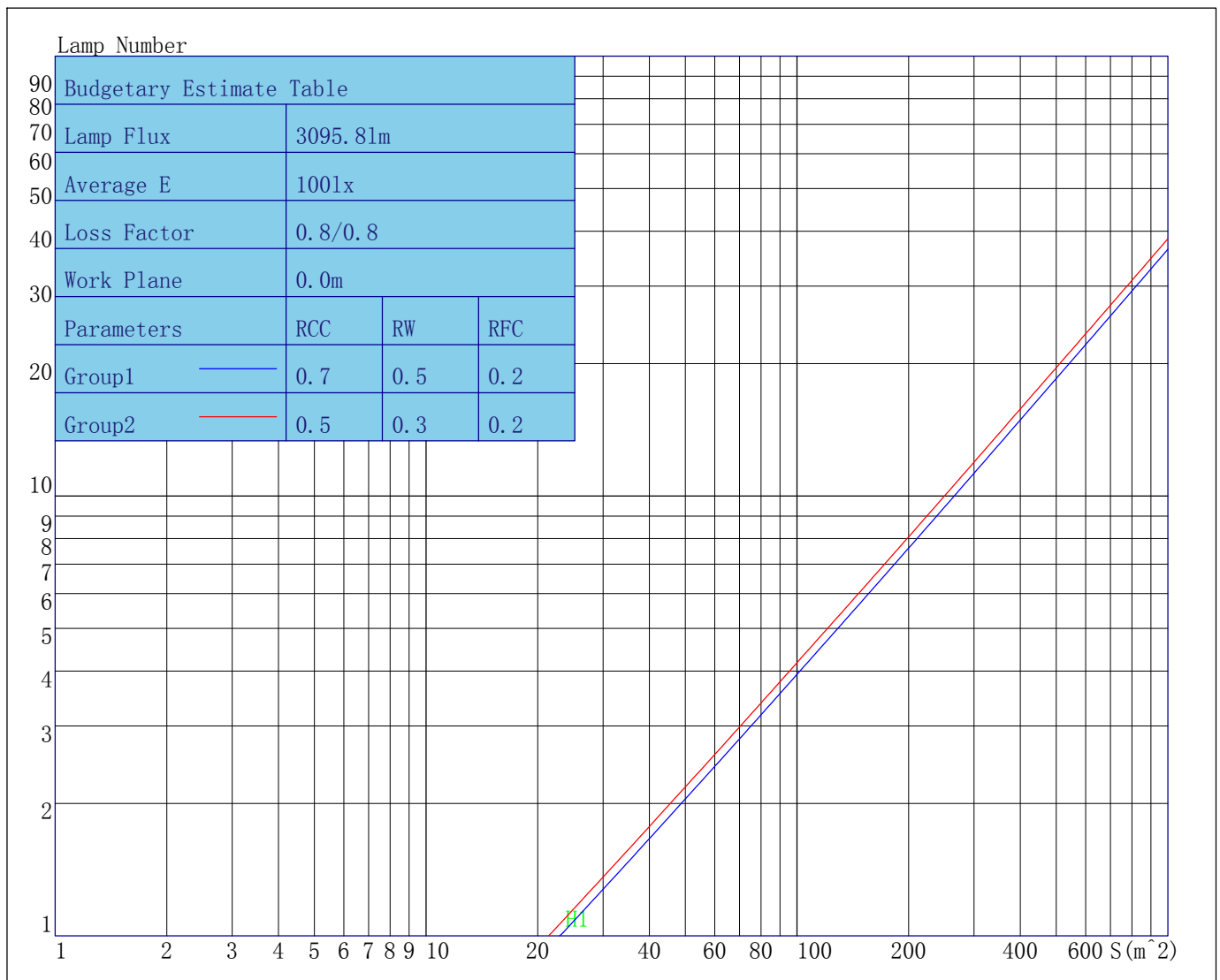
Luminous Curves: C0-C180 Color: C90-C270 Color:

IES Indoor Report

Photometric Filename:TR05-35-XX-01 3000K RA90 24D IES.IES

Indoor Budgetary Estimate Table

Lum. Name: TR05-35-XX-01 3000K RA90 24D	Lum. Catalog:	Test ID: 01
Lamp Name:	Lamp Catalog: LED	Test Lab: Quality peatment
Manufacture: Shenzhen Norming Lighting Co., Ltd	Test Machine:GON-2000	Test Date: 2019/11/25



Parameters1: Rhocc = 0.7 Rhow = 0.5 Rhofc = 0.2 LLF = 0.8
Parameters2: Rhocc = 0.5 Rhow = 0.3 Rhofc = 0.2 LLF = 0.8
Average Illuminance(lx): 100 Cavity Height: H1(m) = 2

Indoor Coefficient of Utilization Table

Lum. Name:TR05-35-XX-01 3000K RA90 24D	Lum. Catelog:	Test ID:01
Lamp Name:	Lamp Catelog:LED	Test Lab:QQualty peatment
Manufacture:Shenzhen Norming Lighting Co., Ltd	Test Machine:GON-2000	Test Date:2019/11/25

Coefficients of Utilization - Zonal Cavity Method																		
Coef.	Effective Floor Cavity Reflectance RFC=0.20																	
RhoCC (%)	80				70				50			30			10			0
RhoW (%)	70	50	30	10	70	50	30	10	50	30	10	50	30	10	50	30	10	0
RCR	Coefficient of Utilization(%)																	
0	118	118	118	118	115	115	115	115	110	110	110	104	104	104	99	99	99	97
1	114	111	109	107	111	109	107	105	104	103	101	100	99	98	96	95	94	92
2	109	105	101	99	107	103	100	97	99	97	95	96	94	92	93	91	90	88
3	105	100	96	92	103	98	94	91	95	92	90	93	90	88	90	88	86	85
4	101	95	91	87	99	94	90	87	92	88	85	89	86	84	87	85	83	81
5	98	91	87	83	96	90	86	83	88	84	82	86	83	81	85	82	80	79
6	95	88	83	80	93	87	82	79	85	81	79	84	80	78	82	79	77	76
7	92	84	80	77	90	84	79	76	82	78	76	81	78	75	80	77	75	73
8	89	82	77	74	88	81	77	74	80	76	73	79	75	73	78	75	72	71
9	86	79	74	71	85	78	74	71	77	74	71	76	73	71	76	72	70	69
10	84	77	72	69	83	76	72	69	75	71	69	74	71	69	74	70	68	67

Unified Glare Rating Table

Lum. Name:TR05-35-XX-01 3000K RA90 24D	Lum. Catelog:	Test ID:01
Lamp Name:	Lamp Catalog: LED	Test Lab: Quality peatment
Manufacture: Shenzhen Norming Lighting Co., Ltd	Test Machine:GON-2000	Test Date: 2019/11/25

Unified Glare Rating Table

Ceiling RCC	0.70	0.70	0.50	0.50	0.30	0.70	0.70	0.50	0.50	0.30
Wall RW	0.50	0.30	0.50	0.30	0.30	0.50	0.30	0.50	0.30	0.30
Floor RFC	0.20	0.20	0.20	0.20	0.20	0.20	0.20	0.20	0.20	0.20
Room Size	Vewed crosswise					Vewed endwise				
X=2H Y=2H	11.5	12.4	11.9	12.8	13.2	11.2	12.2	11.6	12.5	12.9
	12.4	13.2	12.8	13.6	14.1	12.1	13.0	12.5	13.4	13.8
	13.0	13.8	13.4	14.2	14.6	12.7	13.5	13.1	13.9	14.3
	13.7	14.4	14.1	14.8	15.3	13.4	14.1	13.8	14.5	15.0
	14.1	14.7	14.6	15.2	15.7	13.8	14.4	14.3	14.9	15.4
	14.6	15.2	15.1	15.7	16.2	14.3	14.9	14.8	15.4	15.9
X=4H Y=2H	11.7	12.5	12.2	12.9	13.4	11.4	12.2	11.9	12.6	13.1
	12.9	13.5	13.4	14.0	14.5	12.6	13.3	13.1	13.7	14.2
	13.7	14.2	14.1	14.7	15.2	13.4	14.0	13.9	14.4	15.0
	14.6	15.1	15.1	15.6	16.1	14.3	14.8	14.8	15.3	15.8
	15.1	15.6	15.6	16.1	16.6	14.8	15.3	15.3	15.8	16.3
	15.8	16.2	16.3	16.7	17.3	15.5	15.9	16.0	16.4	17.0
X=8H Y=4H	13.9	14.4	14.5	14.9	15.5	13.7	14.1	14.2	14.6	15.2
	15.1	15.5	15.7	16.0	16.6	14.8	15.2	15.4	15.8	16.4
	15.8	16.2	16.4	16.7	17.3	15.5	15.9	16.1	16.5	17.0
	16.7	17.0	17.3	17.5	18.2	16.4	16.7	17.0	17.3	17.9
X=12H Y=4H	14.0	14.4	14.5	14.9	15.5	13.7	14.1	14.3	14.7	15.2
	15.2	15.6	15.8	16.1	16.7	15.0	15.3	15.6	15.8	16.5
	16.1	16.4	16.6	16.9	17.5	15.8	16.1	16.4	16.6	17.3
Variations with the objerver position at spacings										
S=1.0H	0.1/-0.1					0.1/-0.1				
S=1.5H	0.2/-0.2					0.2/-0.2				
S=2.0H	0.2/-0.3					0.2/-0.3				
Reduced UGR Table:										
Nordic Standard Table:	BK0					BK0				
Correction Value	3.4					3.4				

o the CIE Pub.117, data has been corrected, refers to the lamp's lumens 8.2flm.

IES Indoor Report

Photometric Filename:TR05-35-XX-01 3000K RA90 24D IES.IES

Candela Tabulation

V/H	C0.0	C90.0	C180.0	C270.0
γ 0.0	13384.2	13384.2	13384.2	13384.2
γ 1.0	13398.5	13263.1	13357.0	13214.5
γ 2.0	13377.9	13234.7	13204.2	13102.6
γ 3.0	13350.4	13190.6	13043.5	12959.1
γ 4.0	13199.0	12995.0	12709.8	12617.8
γ 5.0	12931.2	12667.7	12137.2	12092.7
γ 6.0	12460.5	12099.7	11392.6	11385.1
γ 7.0	11742.6	11279.4	10536.3	10536.8
γ 8.0	10874.5	10428.1	9623.6	9667.4
γ 9.0	10025.0	9588.4	8631.8	8712.9
γ 10.0	9102.0	8618.4	7573.5	7708.1
γ 11.0	8104.6	7608.4	6551.7	6711.4
γ 12.0	7095.0	6590.3	5611.4	5784.3
γ 13.0	6105.0	5613.1	4757.8	4944.2
γ 14.0	5184.5	4711.2	4034.4	4227.7
γ 15.0	4396.5	3941.0	3442.1	3629.2
γ 16.0	3737.3	3340.5	2980.2	3139.2
γ 17.0	3201.4	2866.4	2598.1	2739.8
γ 18.0	2774.7	2490.1	2282.4	2406.2
γ 19.0	2427.1	2185.0	2010.1	2122.3
γ 20.0	2135.9	1928.0	1777.1	1875.0
γ 21.0	1884.2	1705.5	1562.2	1654.3
γ 22.0	1663.4	1508.4	1359.6	1457.3
γ 23.0	1464.2	1331.2	1178.1	1272.9
γ 24.0	1282.2	1161.4	1022.7	1103.8
γ 25.0	1110.9	1011.3	892.6	957.0
γ 26.0	963.9	885.0	777.6	833.0
γ 27.0	840.9	778.3	674.7	725.1
γ 28.0	733.8	683.7	583.6	630.4
γ 29.0	641.3	599.0	503.6	547.2
γ 30.0	560.5	524.2	434.9	474.5
γ 31.0	489.6	460.2	375.4	409.1
γ 32.0	426.4	404.3	323.0	354.3
γ 33.0	373.4	352.0	280.0	309.2
γ 34.0	325.7	309.2	243.0	269.7
γ 35.0	285.6	272.3	212.3	236.1
γ 36.0	250.9	240.6	186.4	208.0
γ 37.0	221.3	213.4	164.2	183.3
γ 38.0	196.7	189.9	145.6	161.8
γ 39.0	175.5	169.3	129.5	142.9
γ 40.0	157.4	151.1	115.6	126.2
γ 41.0	141.2	135.2	104.7	112.7
γ 42.0	127.6	122.0	96.8	102.7
γ 43.0	116.7	111.7	91.0	95.5
γ 44.0	108.5	103.5	86.0	90.0
γ 45.0	101.4	96.6	80.5	84.7
γ 46.0	94.9	89.6	73.5	77.8

Candela Tabulation - (Cont.)

V/H	C0.0	C90.0	C180.0	C270.0
γ 47.0	87.2	81.2	66.3	70.4
γ 48.0	78.1	72.6	61.0	64.6
γ 49.0	70.4	66.2	58.0	60.8
γ 50.0	65.5	61.9	55.5	57.9
γ 51.0	61.7	58.4	53.3	55.5
γ 52.0	58.5	55.5	51.6	53.7
γ 53.0	55.8	53.0	50.0	51.9
γ 54.0	53.4	50.7	48.4	50.3
γ 55.0	51.3	48.7	46.9	48.8
γ 56.0	49.2	46.9	45.6	47.5
γ 57.0	47.4	45.1	44.1	46.1
γ 58.0	45.6	43.5	42.9	44.7
γ 59.0	43.9	41.8	41.5	43.3
γ 60.0	42.3	40.3	40.3	42.0
γ 61.0	40.8	38.7	38.8	40.6
γ 62.0	39.2	37.3	37.5	39.2
γ 63.0	37.7	35.9	36.2	38.0
γ 64.0	36.3	34.5	34.9	36.6
γ 65.0	34.9	33.2	33.6	35.2
γ 66.0	33.4	31.8	32.2	33.8
γ 67.0	32.2	30.7	30.9	32.6
γ 68.0	30.8	29.4	29.6	31.3
γ 69.0	29.7	28.3	28.4	30.0
γ 70.0	28.5	27.2	27.3	28.8
γ 71.0	27.4	26.1	26.2	27.7
γ 72.0	26.4	25.2	25.2	26.6
γ 73.0	25.4	24.2	24.2	25.6
γ 74.0	24.5	23.3	23.3	24.6
γ 75.0	23.6	22.5	22.4	23.6
γ 76.0	22.8	21.6	21.4	22.7
γ 77.0	21.8	20.9	20.6	21.7
γ 78.0	21.1	20.1	19.9	20.9
γ 79.0	20.2	19.3	19.1	20.1
γ 80.0	19.5	18.6	18.3	19.4
γ 81.0	18.8	17.9	17.6	18.6
γ 82.0	18.1	17.2	16.9	17.8
γ 83.0	17.4	16.7	16.2	17.1
γ 84.0	16.8	16.0	15.6	16.5
γ 85.0	16.2	15.4	15.0	15.8
γ 86.0	15.5	14.8	14.3	15.1
γ 87.0	15.0	14.1	13.7	14.4
γ 88.0	14.4	13.6	13.1	13.7
γ 89.0	13.9	13.1	12.6	13.2
γ 90.0	13.4	12.5	12.3	13.0
γ 91.0	13.1	12.4	12.1	12.7
γ 92.0	12.9	12.2	11.7	12.4
γ 93.0	12.6	12.0	11.5	12.2

Candela Tabulation - (Cont.)

V/H	C0.0	C90.0	C180.0	C270.0
γ 94.0	12.4	11.8	11.3	11.8
γ 95.0	12.3	11.6	11.0	11.6
γ 96.0	12.0	11.4	10.9	11.4
γ 97.0	11.8	11.2	10.6	11.1
γ 98.0	11.7	11.1	10.5	10.9
γ 99.0	11.5	11.0	10.3	10.8
γ 100.0	11.4	11.0	10.1	10.6
γ 101.0	11.2	10.7	10.0	10.4
γ 102.0	11.1	10.7	9.8	10.3
γ 103.0	10.9	10.6	9.7	10.2
γ 104.0	10.9	10.5	9.7	10.1
γ 105.0	10.7	10.4	9.6	10.0
γ 106.0	10.6	10.4	9.6	9.9
γ 107.0	10.5	10.3	9.5	10.0
γ 108.0	10.4	10.3	9.5	10.0
γ 109.0	10.4	10.2	9.4	9.9
γ 110.0	10.2	10.2	9.4	9.9
γ 111.0	10.1	10.0	9.4	9.8
γ 112.0	10.0	9.9	9.4	9.8
γ 113.0	9.9	9.8	9.4	9.8
γ 114.0	9.8	9.7	9.4	9.8
γ 115.0	9.7	9.7	9.5	9.8
γ 116.0	9.6	9.5	9.6	9.9
γ 117.0	9.5	9.5	9.7	9.8
γ 118.0	9.4	9.4	9.7	9.9
γ 119.0	9.4	9.4	9.8	10.0
γ 120.0	9.3	9.4	9.8	10.1
γ 121.0	9.3	9.3	10.0	10.1
γ 122.0	9.3	9.3	10.1	10.2
γ 123.0	9.4	9.4	10.3	10.4
γ 124.0	9.4	9.4	10.5	10.5
γ 125.0	9.5	9.5	10.7	10.7
γ 126.0	9.6	9.6	11.0	10.9
γ 127.0	9.8	9.8	11.2	11.1
γ 128.0	10.0	10.0	11.5	11.4
γ 129.0	10.2	10.2	11.8	11.7
γ 130.0	10.5	10.6	12.2	12.1
γ 131.0	10.8	11.0	12.6	12.5
γ 132.0	11.2	11.3	13.0	12.9
γ 133.0	11.6	11.7	13.6	13.5
γ 134.0	12.0	12.2	14.1	14.0
γ 135.0	12.5	12.7	14.8	14.6
γ 136.0	13.1	13.2	15.4	15.3
γ 137.0	13.6	13.9	16.1	15.9
γ 138.0	14.3	14.5	16.9	16.6
γ 139.0	14.9	15.1	17.6	17.3
γ 140.0	15.5	15.9	18.3	18.1

Candela Tabulation - (Cont.)

V/H	C0.0	C90.0	C180.0	C270.0
γ 141.0	16.3	16.6	19.1	18.8
γ 142.0	17.0	17.4	19.8	19.5
γ 143.0	17.8	18.1	20.6	20.4
γ 144.0	18.5	18.9	21.3	21.1
γ 145.0	19.3	19.6	22.1	21.8
γ 146.0	20.0	20.3	22.8	22.4
γ 147.0	20.7	21.0	23.4	23.2
γ 148.0	21.5	21.8	24.1	23.8
γ 149.0	22.2	22.4	24.7	24.4
γ 150.0	22.8	23.1	25.2	24.8
γ 151.0	23.5	23.6	25.7	25.4
γ 152.0	24.0	24.2	26.2	25.8
γ 153.0	24.6	24.6	26.5	26.1
γ 154.0	25.1	25.0	26.9	26.5
γ 155.0	25.5	25.4	27.2	26.8
γ 156.0	26.0	25.7	27.5	27.0
γ 157.0	26.3	26.0	27.7	27.2
γ 158.0	26.6	26.2	28.0	27.4
γ 159.0	26.9	26.4	28.0	27.5
γ 160.0	27.1	26.7	28.2	27.6
γ 161.0	27.3	26.8	28.4	27.8
γ 162.0	27.5	27.0	28.4	27.8
γ 163.0	27.7	27.2	28.6	27.9
γ 164.0	27.7	27.3	28.7	27.9
γ 165.0	27.9	27.4	28.6	27.9
γ 166.0	28.0	27.4	28.6	28.0
γ 167.0	28.0	27.5	28.6	28.0
γ 168.0	28.0	27.5	28.5	27.8
γ 169.0	27.9	27.5	28.4	27.7
γ 170.0	28.0	27.5	28.3	27.5
γ 171.0	27.9	27.5	28.1	27.3
γ 172.0	27.7	27.4	27.9	27.0
γ 173.0	27.7	27.3	27.8	26.9
γ 174.0	27.6	27.2	27.6	26.7
γ 175.0	27.5	27.1	27.6	26.6
γ 176.0	27.4	27.2	27.4	26.6
γ 177.0	27.4	27.1	27.2	26.6
γ 178.0	27.4	27.1	27.3	26.7
γ 179.0	27.4	27.1	27.4	26.8
γ 180.0	27.2	27.2	27.2	27.2